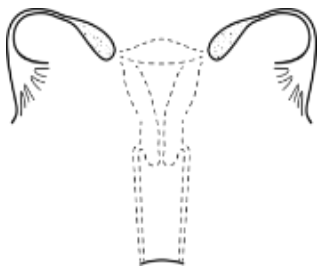




## MÜLLERIAN AGENESIS

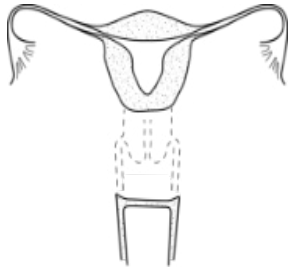


MÜLLERIAN AGENESIS

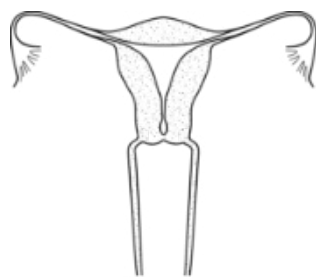


MÜLLERIAN AGENESIS WITH R/L ATROPHIC UTERINE REMNANT WITH FUNCTIONAL ENDOMETRIUM

## CERVICAL AGENESIS

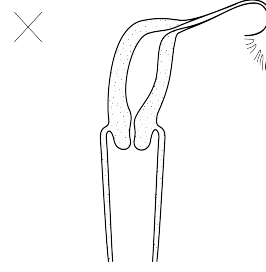


CERVICAL AGENESIS

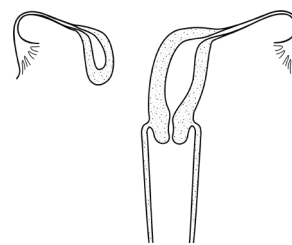


DISTAL CERVICAL AGENESIS

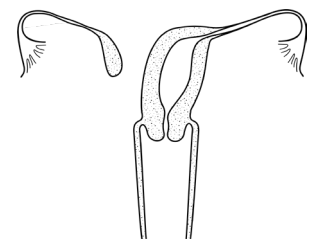
## UNICORNUATE UTERUS



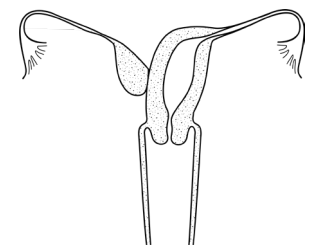
R/L UNICORNUATE UTERUS



R/L UNICORNUATE WITH R/L DISTAL UTERINE REMNANT WITH FUNCTIONAL ENDOMETRIUM

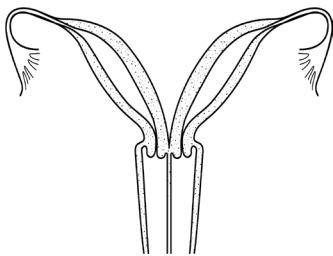


R/L UNICORNUATE WITH R/L DISTAL ATROPHIC UTERINE REMNANT

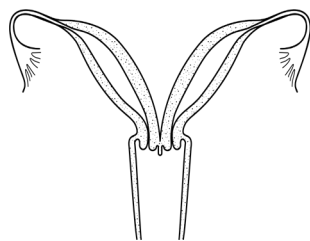


R/L UNICORNUATE WITH R/L ASSOCIATED ATROPHIC UTERINE REMNANT

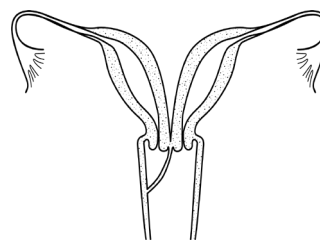
## UTERUS DIDELPHYS



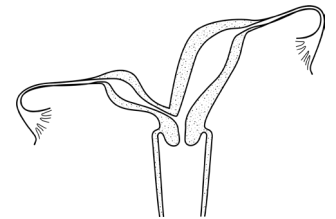
UTERUS DIDEPHYS AND LONGITUDINAL SEPTUM



UTERUS DIDELPHYS AND +/- LONGITUDINAL VAGINAL SEPTUM OF VARIABLE LENGTH

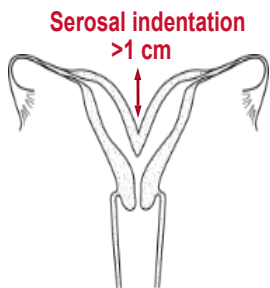


UTERUS DIDELPHYS AND OBSTRUCTED R/L HEMIVAGINA

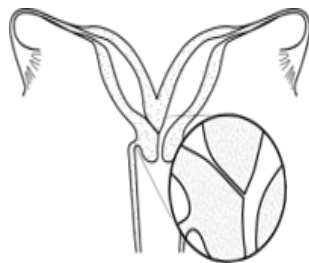


R/L UNICORNUATE WITH R/L UTERINE HORN COMMUNICATING AT LEVEL OF CERVIX

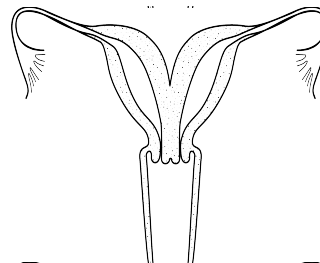
## BICORNUATE UTERUS



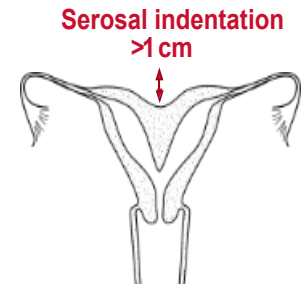
BICORNUATE UTERUS



BICORNUATE UTERUS WITH R/L COMMUNICATING TRACT



UTERUS BICORNUATE BICOLLIS



COMBINED BICORNUATE SEPTATE UTERUS